



The settings you will see below are supplied as a basic sample of where to start with settings for your pinsetters and how they will operate with Steltronic Focus Software.

The examples below are a starting point, and some fine tuning may be required.

On the last page of this document, you will find some descriptions of the settings. The descriptions are more detailed than what can be displayed on the screens.

If you have any questions, please contact [Steltronic Technical support](#)



Basic

Advanced 1

Advanced 2

Live view

Pinsetter control

Firmware: FT

Practice mode settings

- On
- Practice
- Off
- Auto
- Extern

- Throws
- Time
- Quantity (Thr / Min)
11
- Pinsetter to Auto at the End of Practice

- Pinsetter phased with score
- During Practice: Full set of pins for every ball
- Pinsetter on when practice
- Disable cycle with no active players
- Automatic foul line

Note



Setting enabled for the items selected



Setting disabled for the items selected



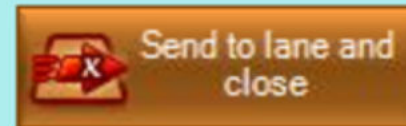
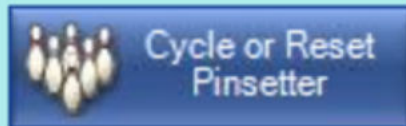
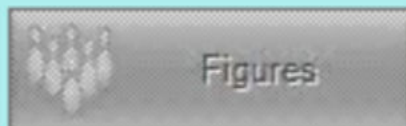
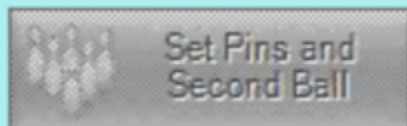
The selected items do not have the same setting



This background is for items who apply to the whole pair



This background is for items who apply to the single lane





Basic

Advanced 1

Advanced 2

Live view

Hardware connection

- Off
- Ball Change
- A.P.S. on 1st Ball
- A.P.S. on 1st / 2nd Ball
- Gutter plus Strike
- Gutter plus Strike also for Foul

Pinsetter Type

AMF 82-70 APS

Special cycles

- Automatic Foul Line Management
- Change ball if gutter or 7-10
- No tap and 10th frame respot
- Modified cycle for strike

- Wait for 2nd Ball signal before Respot Delay
- 1st Ball Cycle after photo
- 2nd Ball Cycle after photo

- Respot Delay (sec.)
- 1st Ball Extra Cycle Delay (sec.)
- 2nd to 1st Ball Change Delay (sec.)
- Extra cycle delay when foul and strike (sec.)
- Open Lane In Phase (sec.)
- Power Off Delay (sec.)
- Ball return power off delay (sec.)

Note

- Setting enabled for the items selected
- Setting disabled for the items selected
- The selected items do not have the same setting
- This background is for items who apply to the whole pair
- This background is for items who apply to the single lane

Pinsetter Settings [2 items]



Basic

Advanced 1

Advanced 2

Live view

2nd Ball lamp after chg. ball max delay (sec.)

0.0

Timed MGR cmd (sec.)

0.0

Extra features

- Full Set to close Frame
- Full Set with Spare or Strike
- Reset after Ready
- Convertible 5 and 10 Pin
- Shield Installed

Set Pinsetter Enabled

XLi Foul in Warning mode

Override Practice settings when playing Tournament

Figures

- No Figures
- GS-X Figures
- GS Figures
- GS-X and TMS Set Pins Enabled

Note



Setting enabled for the items selected



Setting disabled for the items selected



The selected items do not have the same setting



This background is for items who apply to the whole pair



This background is for items who apply to the single lane

Set Pins and First Ball

Set Pins and Second Ball

Figures

Cycle or Reset Pinsetter

Set Pinsetter

Send to lane

Send to lane and close

Basic tab options

- Pinsetter Control: I think that it is already clear...
- Pinsetter Phased with score: if selected, when pinsetter and score are not on the same ball, the pins are not scored and no special cycles are executed (only normal cycle is executed)
- Ten pins in practice mode: if selected, when the Pinsetter control is set to Practice, a new set of pins is given with every throw.
- Pinsetter on when practice: if selected, when the Pinsetter control is set to Practice and the pinsetter is an AMF, instead of Practice, the pinsetter will be set in normal 10pin bowling
- Disable cycle with no active players: if selected, the API will not cycle the pinsetter if no player is active on lane
- Gutter / 7-10: if selected and the pinsetter has the capability to switch on second ball without cycling, this will happen if gutter or only pin 7 or only pin 10 or only pin 7 and 10 are knocked down
- Automatic foul line: if selected, the API will power ON and OFF the Foul lights as needed
- Respot enabled: actually not used

Advanced tab options

- **Hardware connection:**
 - "Off" -> no special interfacing available, only cycle
 - "Ball Change" -> pinsetter change ball capability - not yet implemented
 - "APS on 1st Ball" -> AMF APS on first ball only capability
 - "APS on 1st / 2nd Ball" -> AMF APS capability (1st and 2nd ball)
 - "Gutter plus Strike" -> for dumb pinsetter that needs to be informed if strike or gutter
 - "Gutter plus Strike also for Foul" -> VIA Bowling MC2 pinsetter
- **Tenth frame respot:**
 - "None" -> no special cycles (No Tap, Foul, 10th frame, 10 pins in practice mode, etc.) performed
 - "Modified cycle" -> special capability (change ball, APS, strike, etc.) are used to perform special cycles (No Tap, Foul, 10th frame, 10 pins in practice mode, etc.) - not yet implemented

- "Extra cycle" -> only the cycle is used to perform special cycles (No Tap, Foul, 10th frame, 10 pins in practice mode, etc.)
- Wait for 2nd Ball signal before Respot Delay: if selected and if "Extra cycle" respot is selected, the Respot Delay starts after pinsetter second ball lamp is activated and 1st ball Extra Cycle Delay starts after the end of Respot Delay, if not selected, the Respot Delay starts after the pins reading and 1st ball Extra Cycle Delay starts after the end of Respot Delay
- 1st Ball Cycle after photo: if selected, on first ball, the pinsetter is cycled after pins are read, if unselected, the pinsetter is cycled before pins are read
- 2nd Ball Cycle after photo: if selected, on second ball, the pinsetter is cycled after pins are read, if unselected, the pinsetter is cycled before pins are read
- Automatic Foul Line Management: if selected, on pinsetters without foul cycle, the foul cycle is emulated with modified cycle or extra cycle respot - not yet implemented
- Figures Enabled: Brunswick GS series capability - not yet implemented
- Respot Delay: delay before respot on second ball (see also Wait for 2nd Ball signal before Respot Delay)
- 1st Ball Extra Cycle Delay: delay before respot on first ball - not yet implemented
- 2nd to 1st ball Change Delay: if Hardware connection is Ball Change and Automatic Foul Line Management is selected, this is the delay before issuing a Change Ball for completing after pinsetter second ball lamp is activated during the emulated Foul cycle - not yet implemented
- Open Lane in Phase: if > 0, when a lane is opened with names, after this delay, if the second ball lamp is active, a cycle is given.
- Power Off Delay: if Pinsetter control is Auto, this is the delay before powering OFF the pinsetter when the game is finished
- Ball Return Power Off Delay: if Pinsetter control is Auto, this is the delay before powering OFF the Ball Return motor after the pinsetter is powered OFF