




AUTOMATIC SCORING




5-PIN BOWLING

Ball sensor/reflector modification

 3205 Pomona Blvd.
Pomona, California 91768 USA

 Service@SteltronicUSA.com

 (909) 971-9656

 SteltronicUSA.com

Contents

Reflector modification	1
------------------------------	---


REFLECTOR MODIFICATION



Show above is the Steltronic 3 inch reflector mounted to the reflector riser plate. This 3 inch reflector is commonly used with the Steltronic ball sensor and a full size bowling ball for 10 pin bowling.

When the sensor is mounted on a traditional bowling lane with the reflector, this sensor is directed at the 3 inch reflector, and this situation works as long as you have a full size bowling ball.

However, when you have a small sized bowling ball (for 5-pin bowling), the size of the bowling ball is NOT large enough to block out the entire 3 inch reflector. When a 5-pin bowling ball is used with the 3 inch reflector, the Steltronic scoring system will actually “not see” the 5-pin bowling ball, and it acts like no 5 pin bowling ball has been rolled.



To solve this problem of using a 3 inch reflector and a 5-pin bowling ball, we have created a vinyl decal that can be applied to the reflector if necessary (as shown above).

This vinyl decal has a 1 inch round opening, which essentially makes the 3 inch reflector into a 1 inch reflector. If necessary, you can rotate the reflector with the vinyl decal to different positions.

